

Threaded Inline Heaters



Specifications

- Air temperature controllable to 1400°F (760°C)
- For applications requiring high pressure air
- Both ends threaded 3/8", 1/2", 1-1/4", and 2-1/2" NPT
- 304 stainless steel housing
- Recommended minimum airflow 60 SCFH

Style A

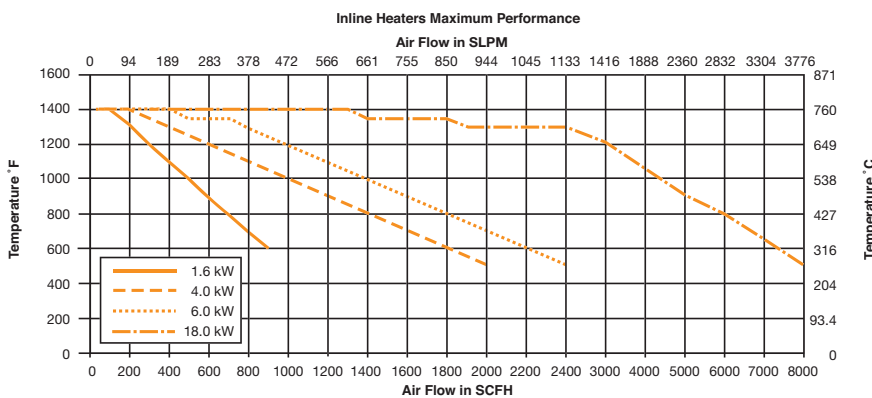
- Should be used whenever an absolute leak-proof system up to 150 psi (10 bar) is required
- Two high-temperature power feedthroughs
- Maximum inlet temperature 900°F (482°C)

Style B

- Maximum air pressure 150 psi (10 bar), but will have slight air leakage through power wire strands
- 12" (305mm) flexible power wires
- Maximum inlet temperature 200°F (93°C)
- RoHS compliant

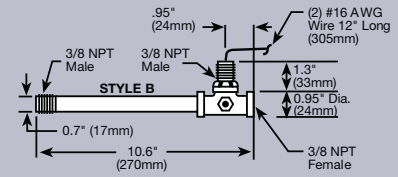
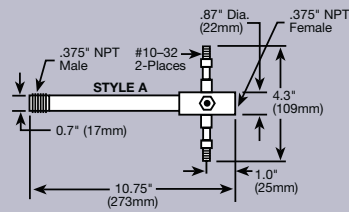


Performance

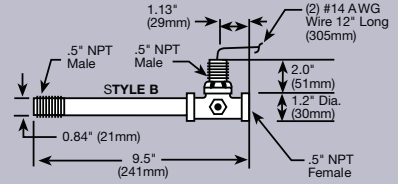
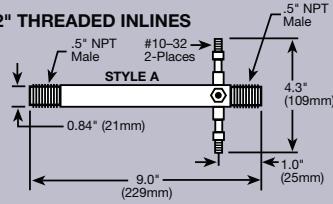


Installation

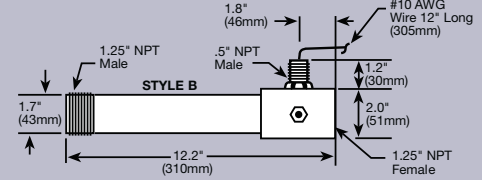
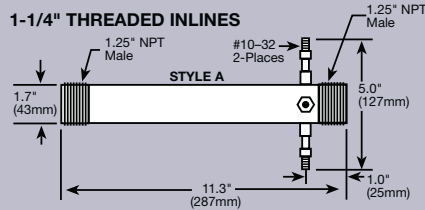
3/8" THREADED INLINES



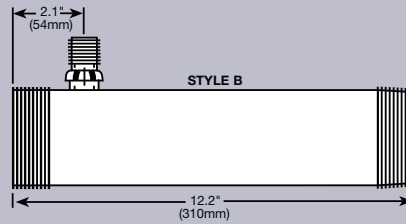
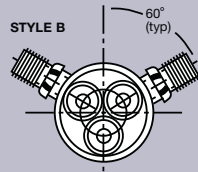
1/2" THREADED INLINES



1-1/4" THREADED INLINES



2-1/2" THREADED INLINE



Products

Heater Size (NPT)	Max. Watts	Max. Volts	Max. Amps	Part No., Style A	Part No., Style B
3/8"	1.6kW	170	9.4	038821	038822
1/2"	4.0kW	220	18.2	038823	038824
1-1/4"	6.0kW	220	27.3	038825	038826
2-1/2"	18.0kW	240	75.0 (1φ)/44.0 (3φ)	N/A	063007
2-1/2"	24.0kW	240	100 (1φ)/57.8 (3φ)	N/A	074439

Accessories

Part Number	Description
057081	Open-loop (manual) power control 120-277V 25A
066823	Closed-loop power control, 240V, 30A
070429	Temperature controller — 1/16 DIN, 4–20mA
039272	Type K thermocouple probe, 3/16" (4.8mm) O.D.